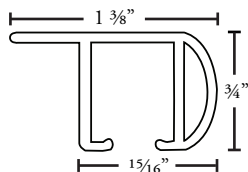


DL9 SERIES

BATON TRACK



PROFILE



AVAILABLE COLORS



DL9TR16-WH
White Track 16'

WH



SL



BK

DL9TR16-SL Silver Track 16'
DL9TR16-BK Black Track 16'

PRODUCT INFORMATION

- Baton draw system with curved design fascia for ceiling installation
- Heavy-contract duty (9 lbs/ft.)
- Max length available in one piece: 192"
- Advanced aluminum extrusion
- Chromated powder coated and lubricated
- Heavy duty ball bearing carriers for smooth operation
- Hassle-free ceiling installation without brackets
- Cannot be curved nor bent
- Limited lifetime warranty

STYLES

- Pinch pleat
- Ripplefold*
- Cubicle
- FlexWave

APPLICATIONS

- Center draw
- One-way draw
- Off-center draw

COMPONENTS

Carriers



RCARW60-WH 60% Fullness
RCARW80-WH 80% ”
RCARW100-WH 100% ”
RCARW120-WH 120% ”
 Wheeled Connected Snap



RCARS60-WH 60% Fullness
RCARS80-WH 80% ”
RCARS100-WH 100% ”
RCARS120-WH 120% ”
 2 piece Connected Snap



SCAR04-WH
 Snap Carrier



BCAR02-WH
 Slim Ball Bearing



PCAR03-WH
 Pinch Pleat Carrier



KCAR08-WH
 Slim Line Klick



BCAR05-WH
 Ball Bearing w/SS Hook




END305-WH
 Twist On End Stop


Masters




BMAS209-WH Left
BMAS210-WH Right
 Butt w/3 Snaps




RMAS301-WH Over R
RMAS302-WH Under L
 Ripplefold Master w/
 Snaps and Adaptor



PMAS101-WH Over R
PMAS102-WH Under L
 Pinch Pleat Master
 Multifunctional



RMAS305-WH Over R
RMAS306-WH Under L
 Ripplefold Multifunctional
 Master NO snaps



PMAS103-WH Over R
PMAS104-WH Under L
 Pinch Pleat Master for
 Stiffeners only



BMAS403-WH Right
BMAS404-WH Left
 Wheeled Butt Master

Other Components



END301-WH
 End Cap w/Slide



END302-WH Right
END303-WH Left
 End Cap w/Return Plate



END307-SL
 End Lock



RET309-WH Right
RET310-WH Left
 Plastic 2" Return



For Batons see p.124

For more information visit www.angbejar.com